

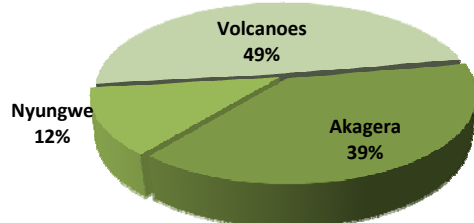
Highlights on National Parks Visitation in Rwanda - 2009

In 2009, we received almost 38,500 visitor activities (see page 2) in the three national parks: Volcanoes NP, Akagera NP and Nyungwe NP. In 2008, we received almost 43,000 this correspond to a decrease of 11%. Nyungwe NP, Akagera NP and Volcanoes NP decreased by 3%, 19 % and 5% respectively.

Volcanoes NP was the **busiest of the three parks, recording 49% of the total** with about 18,900 park activities while Akagera NP accounted for 39% or about 14,900 park activities recorded and Nyungwe NP accounted 12% or almost 4,700 activities recorded.

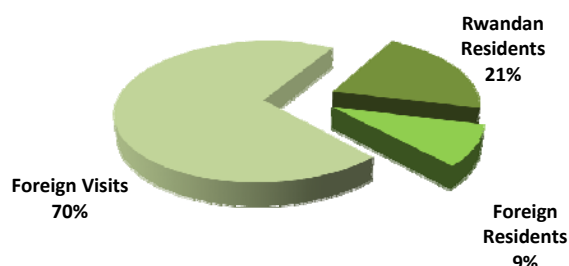
Of the total number of sold park activities, **foreign tourists** accounted for **70% with about 27,000** paid activities in the national parks. **Rwandan residents** accounted for **around 21% or over 7,800** while as **foreign residents** accounted for almost **9% or 3,600** of all activities recorded in 2009. **In total Rwandan residents decreased by 20% and foreign tourists decreased by 10% compared to 2008. While as foreign residents increased by 10%.**

Total park activities sold by park, 2009



Of the 27,034 park activities undertaken by foreign tourists, 64% were recorded in Volcanoes NP, 22% in Akagera NP and 14% in Nyungwe NP. 82% or 6,496 of all the park activities sold to Rwandan residents were recorded in Akagera NP.

Total park activities sold by visitor group, 2009



Foreign visitors, dominated visitor activities to Volcanoes NP accounting over 92% or around 17,386, in Nyungwe NP foreign visitors accounted for 77.1% of the total activities undertaken in 2009 and In Akagera National Park Rwanda residents counted for **56% of all the activities sold.**

In Akagera NP: game safari which is the primary activity accounted to 92%, camping accounted for 6% and 2% for other products. Volcanoes NP: gorillas visits accounted for 82% and other products 18% of all activities sold. Nyungwe NP: primate 46%, trails 42% and the rest accounted for 12% of all activities sold.

Gorilla trekking in Volcanoes NP **decreased by 8% although surpassed the limitation of 56 visits per day in July, August and September.** In 2009, 76% gorilla permits were sold, compared to 83% in 2008, in the same park other activities increased by 16%. The game safaris in Akagera NP decreased by 22% and other activities increased by 25%. In Nyungwe primates visits decreased by 6% while as, hiking trails increased by 8%

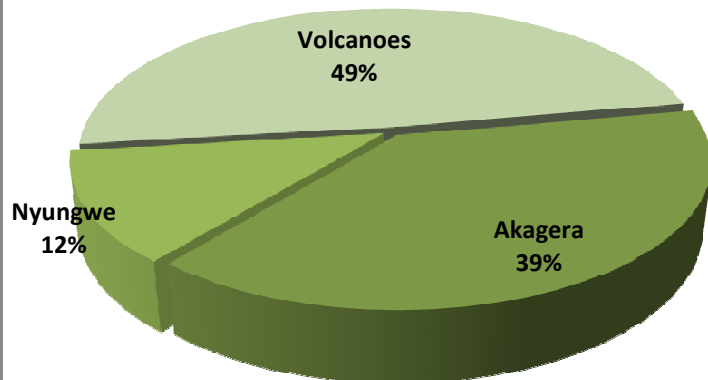
Visitors per Region of Residence, **Africa accounted 34% or 13,074 of all activities sold including residents of Rwanda. Europe accounted for 32% or 12,287 visitors of all activities (UK: accounted 3,484, Germany: 1,986, Belgium: 1,370 and 5,447 for others). USA accounted for 26% or 7,946, Canada 17% or 1,730, The East Asia/Pacific 7% or 2,842 (Australia 2018 visitors).**

Table M1: Number of activities sold at National Parks by resident group per park, 2009

National Parks	Park activities undertaken						Total Visits	
	Rwandan Residents		Foreign Residents		Foreign Visits			
	Number	%	Number	%	Number	%	Number	%
Akagera National Park	6,496	82.6	2,364	66.5	6,030	22.3	14,890	39
Nyungwe National Park	478	6.1	599	16.8	3,618	13.4	4,695	12
Volcanoes National Park	887	11.3	592	16.7	17,386	64.3	18,865	49
GRAND TOTAL	7,861	100	3,555	100	27,034	100.0	38,450	100

Source: RDB-Tourism and Conservation

Total park activities sold by park, 2009



Park activities sold to foreign visitors, 2009

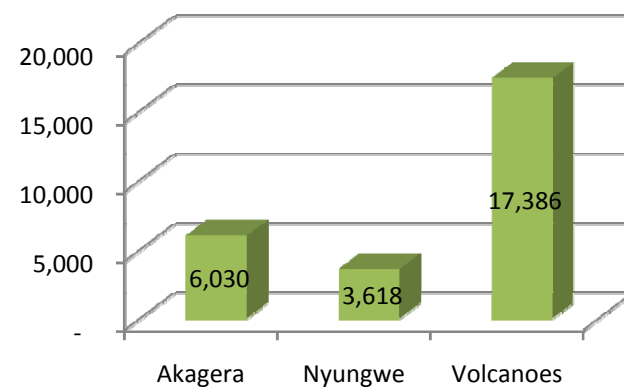
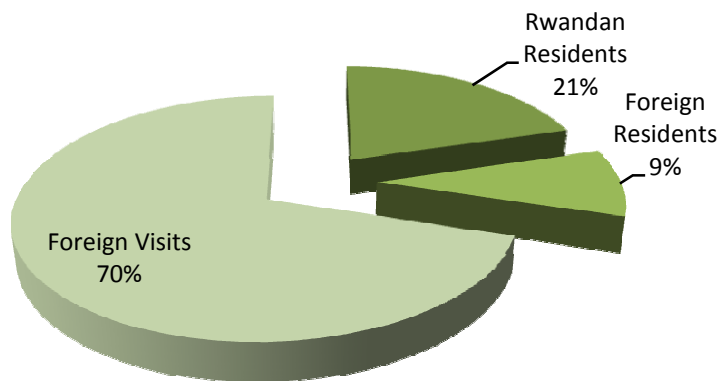


Table M2: Number of activities sold at the National by Park per resident group, 2009

National Parks	Park activities undertaken						Total Visits	
	Akagera NP		Nyungwe NP		Volcanoes NP			
	Number	%	Number	%	Number	%	Number	%
Rwandan Residents	6,496	43.6	478	10.2	887	4.7	7,861	20.4
Foreign Residents	2,364	15.9	599	12.8	592	3.1	3,555	9.2
Foreign Visits	6,030	40.5	3,618	77.1	17,386	92.2	27,034	70.3
GRAND TOTAL	14,890	100	4,695	100	18,865	100.0	38,450	100.0

Source: RDB- Tourism and Conservation

Total park activities sold by visitor group, 2009



Park activities sold at volcanoes, 2009

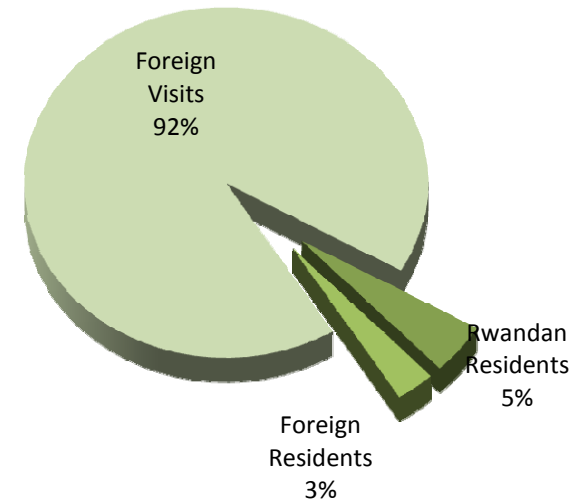


Table M3: Park activities sold by park, resident group and Month, January-December 2009

Month	Number of park activities sold per resident category and park															
	Akagera NP				Nyungwe NP				Volcanoes NP				TOTAL ALL PARKS			
	RR	FR	FV	Total	RR	FR	FV	Total	RR	FR	FV	Total	RR	FR	FV	Total
January	541	171	512	1,224	30	18	280	328	51	21	1,567	1,639	622	210	2,359	3,191
February	275	154	504	933	13	44	216	273	55	50	1,287	1,392	343	248	2,007	2,598
March	539	168	372	1,079	26	17	211	254	25	21	973	1,019	590	206	1,556	2,352
April	265	261	358	884	111	36	102	249	260	44	640	944	636	341	1,100	2,077
May	252	250	518	1,020	16	62	213	291	109	96	833	1,038	377	408	1,564	2,349
June	746	135	626	1,507	9	41	247	297	53	47	1,590	1,690	808	223	2,463	3,494
July	888	206	877	1,971	80	100	580	760	68	48	2,211	2,327	1,036	354	3,668	5,058
August	773	135	823	1,731	101	50	705	856	20	25	2,239	2,284	894	210	3,767	4,871
September	340	162	401	903	23	38	305	366	27	39	1,917	1,983	390	239	2,623	3,252
October	578	251	406	1,235	26	75	239	340	78	35	1,572	1,685	682	361	2,217	3,260
November	471	186	261	918	16	64	207	287	94	66	1,187	1,347	581	316	1,655	2,552
December	828	285	372	1,485	27	54	313	394	47	100	1,370	1,517	902	439	2,055	3,396
Total 2008	6,496	2,364	6,030	14,890	478	599	3,618	4,695	887	592	17,386	18,865	7,861	3,555	27,034	38,450

Source: RDB-Tourism and Conservation

Table M4: Percentage distribution of park activities sold by park, per resident category , Jananuary-December 2008

Month	Number of Park activities sold per resident category and Park															
	Akagera NP				Nyungwe NP				Volcanoes NP				TOTAL ALL PARKS			
	R R	FR	FV	Total	R R	FR	FV	Total	R R	FR	FV	Total	R R	FR	FV	Total
January	795	176	479	1,450	19	18	238	275	39	34	1,530	1,603	853	228	2,247	3,328
February	444	258	607	1,309	23	64	263	350	22	17	1,623	1,662	489	339	2,493	3,321
March	576	331	602	1,509	19	53	277	349	43	31	1,305	1,379	638	415	2,184	3,237
April	392	162	487	1,041	15	21	131	167	105	47	721	873	512	230	1,339	2,081
May	850	177	576	1,603	26	56	223	305	45	41	1,029	1,115	921	274	1,828	3,023
June	529	122	605	1,256	14	30	264	308	83	43	1,567	1,693	626	195	2,436	3,257
July	1,054	197	1,159	2,410	55	22	647	724	36	31	2,272	2,339	1,145	250	4,078	5,473
August	1,101	243	1,079	2,423	57	52	837	946	22	41	2,243	2,306	1,180	336	4,159	5,675
September	344	77	554	975	9	26	432	467	12	30	2,063	2,105	365	133	3,049	3,547
October	1,135	126	415	1,676	53	21	239	313	73	40	1,328	1,441	1,261	187	1,982	3,430
November	884	167	427	1,478	9	39	196	244	28	36	1,855	1,919	921	242	2,478	3,641
December	780	181	399	1,360	31	73	258	362	68	59	1,221	1,348	879	313	1,878	3,070
Total 2008	8,884	2,217	7,389	18,490	330	475	4,005	4,810	576	450	18,757	19,783	9,790	3,142	30,151	43,083

Source: RDB-Tourism and Conservation

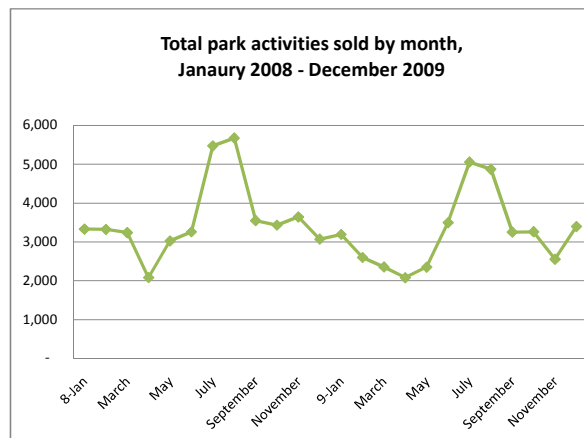


Table M5: Park activities sold by park, products and month, January-December 2009

Month	Number of Park Activities Sold By Resident Group and Park																
	Akagera						Nyungwe					Volcanoes					
	Game Safari	Camping	Boat ride	Birding	Fishing	Total	Primates	Trails	Camping	Birding	Total	Gorillas	Mountain climbing	Dian Fossey's Tomb	Golden Monkey	Nature Walk	Total
January	1,053	127	44	-	-	1,224	175	133	20		328	1,411	55	33	126	14	1,639
February	800	97	23	7	6	933	170	64	15	20	269	1,222	72	27	65	6	1,392
March	993	57	12	4	7	1,073	91	138	17	8	254	915	44	16	32	12	1,019
April	791	74	4	-	13	882	69	147	17	16	249	742	142	18	40	2	944
May	969	41	7	2	1	1,020	158	91	40	2	291	844	41	30	73	50	1,038
June	1,411	64	27	3	-	1,505	140	122	31	4	297	1,437	94	44	108	7	1,690
July	1,838	71	13	12	37	1,971	342	298	100	20	760	1,781	199	74	230	43	2,327
August	1,661	55	11	-	4	1,731	409	334	97	16	856	1,752	183	75	263	11	2,284
September	832	41	15	9	6	903	175	155	30	3	363	1,644	115	59	143	22	1,983
October	1,088	107	28	3	4	1,230	123	185	26	6	340	1,446	59	43	136	1	1,685
November	840	32	20	-	9	901	141	109	22	15	287	1,135	55	50	88	19	1,347
December	1,369	100	8	-	-	1,477	164	173	38	19	394	1,232	88	39	127	31	1,517
Total 2009	13,645	866	212	40	87	14,850	2,157	1,949	453	129	4,688	15,561	1,147	508	1,431	218	18,865

In 2009, Nyungwe was visited by 7 researchers and Akagera 6 researchers and 2 filming groups while as no researchers and filmers. Akagera orchid were visited by 64 while as in Nyungwe the orchid visitors are under the trails.

Source: RDB- Tourism and Conservation

Table M6: Percentage distribution of park activities sold per park, products from; January-December 2008

Month	Number of Park activities sold by resident Category and Park																
	Akagera						Nyungwe					Volcanoes					
	Game Safari	Camping	Boat ride	Birding	Fishing	Total	Primates	Trails	Camping	Birding	Total	Gorillas	Bisoke	Dian Fossey's	Golden Monkey	Nature Walk	Total
January	1,362	29	59	-	-	1,450	170	85	13	7	275	1,447	85	9	62	-	1,603
February	1,228	60	20	-	1	1,309	196	141	13	-	350	1,461	60	22	107	12	1,662
March	1,469	19	17	-	4	1,509	116	212	14	7	349	1,204	70	24	74	7	1,379
April	992	22	23	4	-	1,041	80	74	11	2	167	756	68	11	35	3	873
May	1,579	4	15	4	1	1,603	148	130	26	1	305	948	67	35	63	2	1,115
June	1,153	54	33	11	5	1,256	153	97	58	-	308	1,494	12	75	112	-	1,693
July	2,235	120	53	2	-	2,410	352	257	75	40	724	1,895	171	52	199	22	2,339
August	2,312	62	36	9	4	2,423	364	310	247	25	946	1,846	204	65	170	21	2,306
September	871	58	43	3	-	975	247	144	62	14	467	1,771	81	64	179	10	2,105
October	1,603	24	30	4	15	1,676	207	95	8	3	313	1,688	56	50	113	2	1,909
November	1,425	26	25	-	2	1,478	125	97	20	2	244	1,213	99	34	88	7	1,441
December	1,295	39	8	11	7	1,360	158	165	34	5	362	1,214	32	11	85	6	1,348
Total 2008	17,524	517	362	48	39	18,490	2,316	1,807	581	106	4,810	16,937	1,005	452	1,287	92	19,773

Source: RDB- Tourism and Conservation

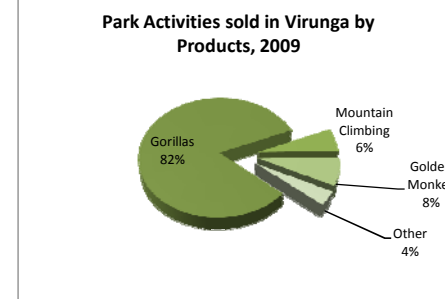
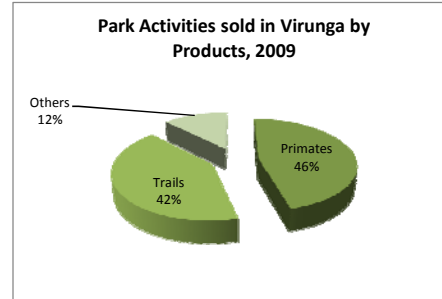


Table M3: Park activities sold by park, products and Resident, 2009

Month	Number of Park Activities Sold By Resident Group and Park																	
	Akagera						Nyungwe					Volcanoes						
	Game Safari	Camping	Boat ride	Birding	Fishing	Total	Primates	Trails	Camping	Birding	Total	Gorillas	Karisimbi	Bisoke	Dian Fossey's Tomb	Golden Monkey	Nature Walk	Total
FV	5,424	413	116	25	35	6,013	1782	1394	327	104	3,607	14,649	111	739	466	1,301	120	17,386
FR	1,882	374	58	8	38	2,360	225	275	84	17	601	406	48	42	17	45	34	592
RR	6,339	79	38	7	14	6,477	150	280	42	8	480	506	27	180	25	85	64	887
Total 2009	13,645	866	212	40	87	14,850	2,157	1,949	453	129	4,688	15,561	186	961	508	1,431	218	18,865

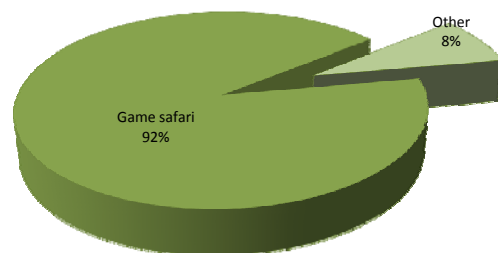
Akagera was visited by 6 researchers, 2 Rwandan residents and 4 foreign visitors. 2 filming groups visited Akagera, 1 Rwanda resident group and 1 Foreign group. 32 persons visited Akagera for orchids, 19 Rwanda residents and 13 foreign visitors. In nyungwe 7 persons visited the park for the research

Source: RDB- Tourism and Conservation

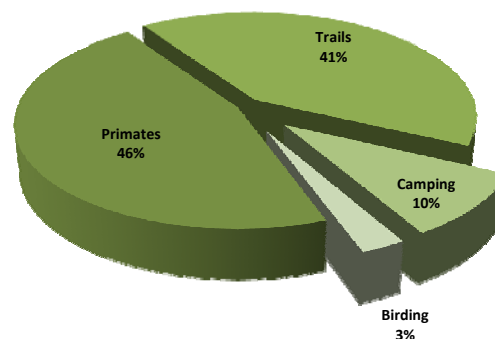
Table M4: Park activities sold by park, products and Resident, 2008

Month	Number of Park activities sold by resident Category and Park																	
	Akagera						Nyungwe					Volcanoes						
	Game Safari	Camping	Boat ride	Birding	Fishing	Total	Primates	Trails	Camping	Birding	Total	Gorillas	Karisimbi	Bisoke	Dian Fossey's	Golden Monkey	Nature Walk	Total
FV	6,799	264	272	30	24	7,389	1,950	1,462	498	95	4,005	16,237	76	717	415	1,228	84	18,757
FR	1,961	195	46	8	7	2,217	184	227	56	8	475	309	5	77	15	36	8	450
RR	8,764	58	44	10	8	8,884	182	118	27	3	330	391	22	108	22	23	10	576
Total 2008	17,524	517	362	48	39	18,490	2,316	1,807	581	106	4,810	16,937	103	902	452	1,287	102	19,783

Park Activities sold in Akagera by Products, 2009



Park Activities sold in Nyungwe by Products, 2009



Park Activities sold in Volcanoes by Products, 2009

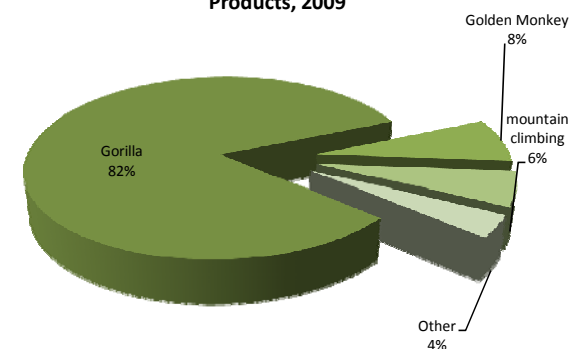
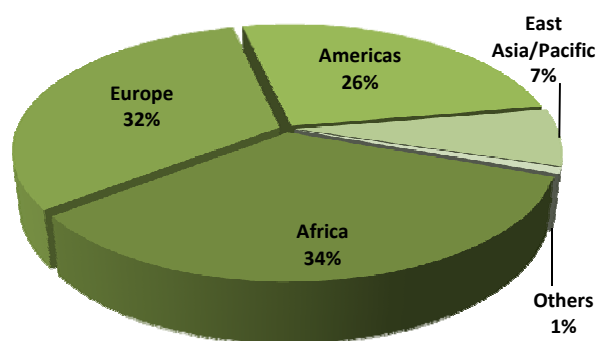


Table M7: Number of activities sold at National Parks by park and region of residence, 2009

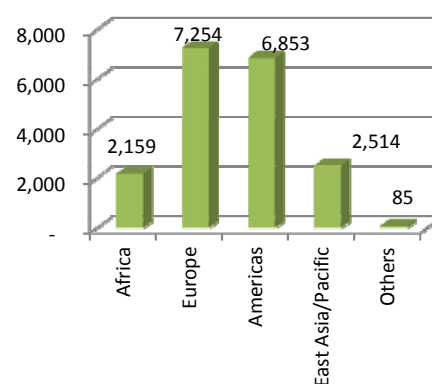
National Parks	Park activities undertaken						Total Visits	
	Akagera NP		Nyungwe NP		Volcanoes NP			
	Number	%	Number	%	Number	%	Number	%
Africa	9,409	63.2	1,506	32.1	2,159	11.4	13,074	34
Europe	2,842	19.1	2,191	46.7	7,254	38.5	12,287	32
Americas	2,207	14.8	861	18.3	6,853	36.3	9,921	26
East Asia/Pacific	209	1.4	119	2.5	2,514	13.3	2,842	7
South Asia	173	1.2	15	0.3	31	0.2	219	1
Middle East	44	0.3	3	0.1	54	0.3	101	0
GRAND TOTAL	14,884	97	4,695	97	18,865	86.2	38,444	92

Source: RDB-Tourism and Conservation

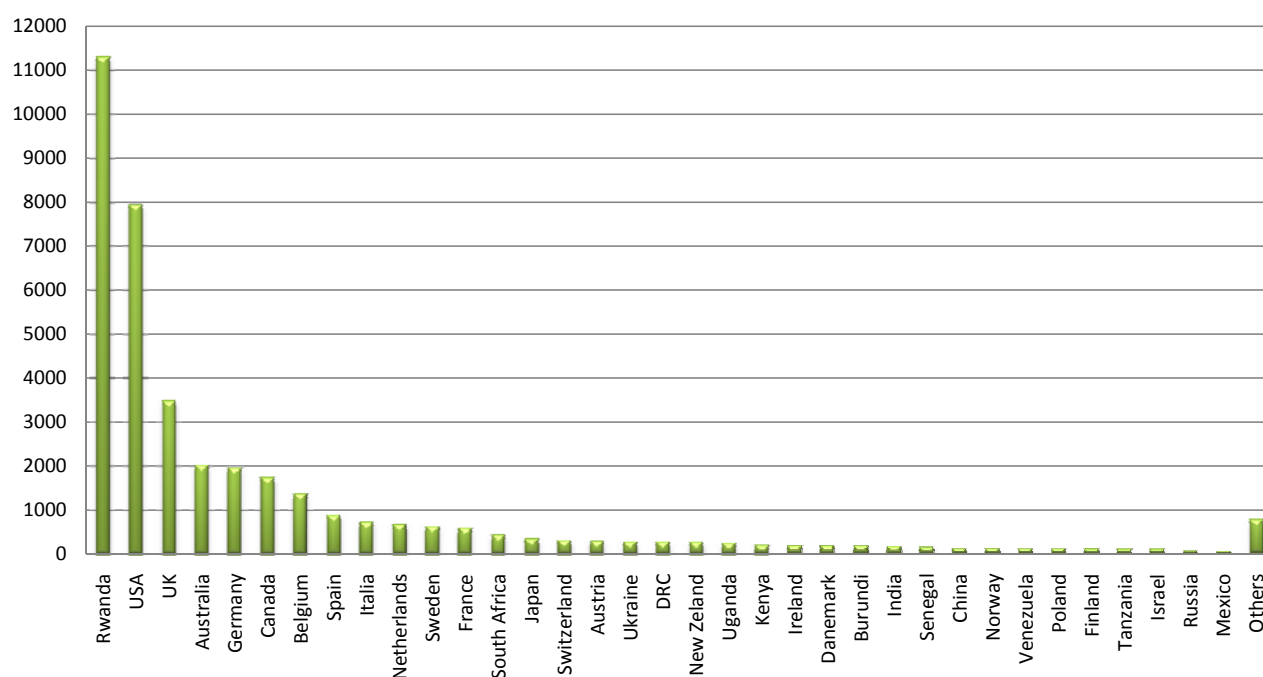
Total park activities sold by park, 2009



Park activities sold to Volcanoes NP 2009

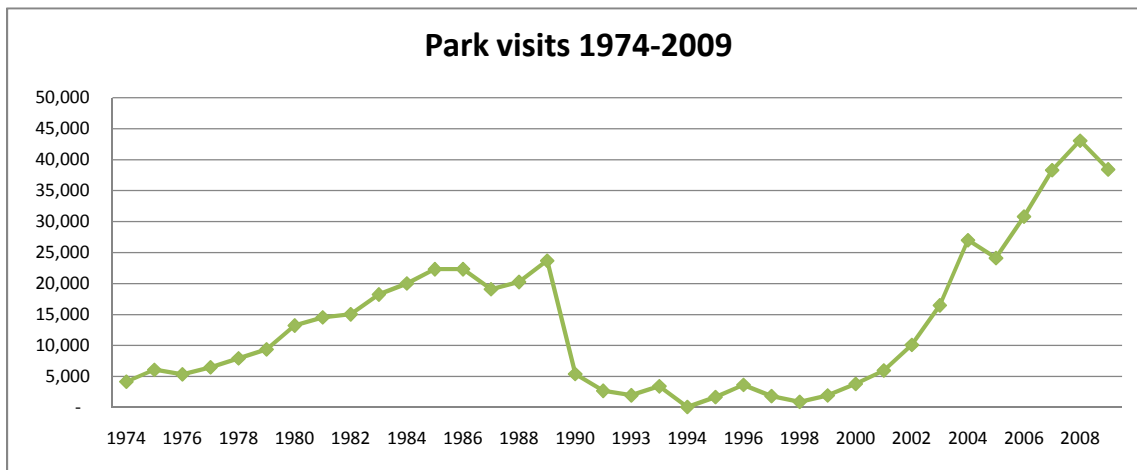


Total park activities sold by Country of Residence



Parks Visits from 1974-2009

Year	VNP	ANP	NNP	Total Visits
1974	449	3,708		4,157
1975	923	5,159	-	6,082
1976	661	4,685	-	5,346
1977	970	5,501	-	6,471
1978	1,444	6,470	-	7,914
1979	1,653	7,721	-	9,374
1980	2,593	10,629	-	13,222
1981	3,693	10,848	-	14,541
1982	4,217	10,823	-	15,040
1983	4,905	13,334	-	18,239
1984	6,010	14,008	-	20,018
1985	6,571	15,750	-	22,321
1986	5,524	16,805	-	22,329
1987	5,356	13,728	-	19,084
1988	5,282	14,540	441	20,263
1989	6,952	13,850	2,896	23,698
1990	2,726	-	2,658	5,384
1991	1,781	-	900	2,681
1993	1,011	-	941	1,952
1992	1,111	-	2,299	3,410
1994	61	-	-	61
1995	1,663	-	-	1,663
1996	2,653	823	149	3,625
1997	1,192	589	38	1,819
1998	-	687	210	897
1999	417	1,143	374	1,934
2000	1,313	1,709	777	3,799
2001	2,155	3,164	646	5,965
2002	5,575	3,677	840	10,092
2003	7,305	7,388	1,785	16,478
2004	8,542	16,476	1,980	26,998
2005	10,495	11,239	2,386	24,120
2006	14,008	13,720	3,088	30,816
2007	18,001	16,323	3,981	38,305
2008	19,783	18,490	4,810	43,083
2009	18,855	15,244	4,688	38,441



Definition of Park Visitors

Visitors to Rwanda's three national parks pay an entry fee and a fee per activity they undertake. Activities could include gorilla or chimpanzee watching, nature walks, mountain trekking, etc. The fees differ according to park visited and to type of activity.

At the moment, RDB T& C records these park visitors by recording the activities they pay for, such as gorilla watching, game viewing, etc. This is mainly due to the different fees being charged for the different activities. If a visitor undertakes more than one paid-for activity, he/she will count for the total number of activities undertaken.

Consequently, when reporting on park visitation the numbers will exceed the number of visitors since some visitors undertake more than one activity. However, according to the monthly reporting schedules, less than 10% of the visitors undertake more than one activity per day.

RDB T&C is considering to change the park fee system to enable accurate recording of daily park visitors rather than activities sold to the visitors.

Short form

VNP
ANP
NNP
RR
FR
FV

Complete form

Volcanoes National Parks
Akagera National Parks
Nyungwe National Park
Rwandan Residents
Foreign Residents
Foreign Visitors